



# Introducing Lewis Reed's **All New** Volkswagen Caravelle

## At A Glance

- Up to 7 Seats
- Front Wheelchair Position Option
- Rear and Side Access
- 2 Wheelchair Positions
- Manual or Automatic Transmissions
- Short and Long Wheel Base Available



Different by Design<sup>®</sup>

Freedom and choice  
Above and beyond your expectations....



We've produced the most luxurious vehicle on the market with the very best access system available to you.

Combining comfort, space and flexibility, it's everything you could imagine.

Our specialist design team have made further improvements and conversions to this high performance car.

Quieter, smoother and more versatile than any other Caravelle conversion available, Lewis Reed has built and finished this vehicle to the highest standard with only you in mind.

## More Choice of Access

Whichever way you choose, access to this beautifully stylish vehicle is simple, safe and stress free. Whether it's side or rear access you're after, Lewis Reed has the perfect answer.

Unique to the market and only at Lewis Reed is our fantastic new lowered floor, lowering suspension, and innovative TorSpring® Ramp rear access.


Ultra shallow gradient TorSpring® Ramp



For side access we have our slim side lift that discreetly fits under the side of the car. Alternatively you may prefer our rear access tail lift. Our twin side sliding doors allow easy access from both sides, and for total luxury and ease why not opt for the fully automatic entry system. Just press a button and enter. Automatic tailgate, lift and side doors. It couldn't be easier.



Rear Access Tail Lift



Underfloor Side Access Lift



Twin Side Sliding Doors

## Enhanced Comfort

We think of the little extras that will improve your driving experience. Whether you choose the standard S.E or go for the supreme Executive model, it will exceed your expectations.

Our standard specifications include plenty of added features such as electric windows, remote locking, in car entertainment, air conditioning, multi function table and swivelling middle seats.

The exterior commands your attention with its sophisticated looks. Metallic paint and colour coded bumpers, mirrors, protective side mouldings and door handles contrast beautifully with its stylish chrome trim (optional), radiator trim and alloy wheels. It has the looks as well as the practicalities.



Optional Full Leather Upholstery




Stylish compact dashboard



Optional 18" Alloy Wheels

## Greater Flexibility

Lewis Reed's flexible seating positions offer practical solutions for wheelchair users. The adaptable floor mounted rail systems are quick and easy to use giving extra choice as to where you and the wheelchair user would like to sit. With up to a maximum of 6 passenger seats plus wheelchair user, the Caravelle is the most versatile vehicle on the road. Volkswagen's cleverly designed optional integrated child seat give you the choice of using an adult seat or child booster seat which is cleverly hidden within one seat. Fantastic and versatile.



Integrated Child Booster Seat

# Caravelle SE & Caravelle Executive Core Features (Including lightweight rear access ramp and electric remote winch)

## Comfort & Convenience

Power assisted steering  
 Front electric windows  
 Stereo RDS radio with CD and 8 speakers  
 Multi-functional table  
 Rotating single seats in 1st rear row  
 Rear heater  
 Remote central locking  
 Swivelling reading lamps above all seats  
 16" Alloy Wheels  
 Manually controlled front and rear air conditioning

## Additional Features on Executive Model

Cruise control  
 Rear privacy glass  
 Sports suspension  
 Electric side doors  
 Powered tailgate  
 3 Zone digital climate control  
 Alloy spare wheel  
 Heated windscreen washer jets  
 Auto dimming rear view mirror  
 Heated front seats  
 Leather / Alcantara seats

## Optional Extras

DVD System  
 Satellite Navigation  
 Smoking pack  
 Sunroof (front only)  
 Electric Folding Mirrors  
 Mud Flaps  
 Front and Rear Parking Sensors  
 VW Child Seats  
 Full Leather Upholstery  
 18" Alloy Wheels

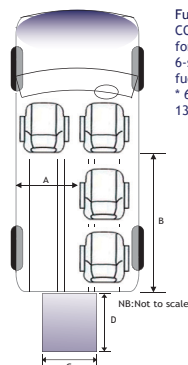
## Safety & Security

Insurance approved immobiliser  
 Locking fuel filler cap  
 Headrests on all seats  
 Side impact bars on front doors  
 Anti-theft alarm system  
 Driver and passenger airbags  
 Front side and curtain airbags

## Conversion Options

Safety tested wheelchair and occupant restraints  
 Safety tested lightweight rear access ramp  
 Lowered floor and lowering suspension with TorSpring® ramp and winch  
 Rear access tail lift  
 Under floor side access lift

## Volkswagen Specifications



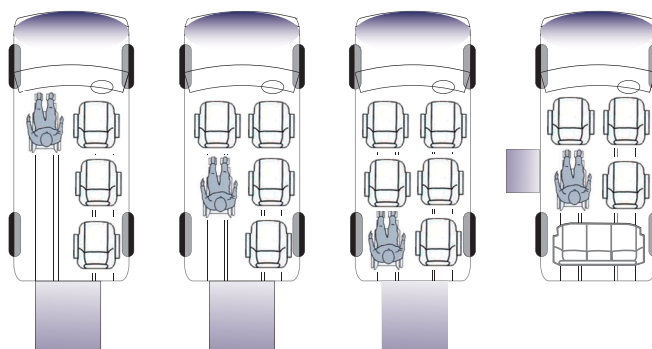
Fuel consumption mpg (1/100km)  
 CO<sub>2</sub> emissions (g/km)  
 for Caravelle SE and Executive with  
 6-speed manual gearbox and 80 litre  
 fuel tank capacity.  
 \* 6-speed gearbox available on  
 130/174PS TDI PD engines

Dimensions (mm)	
Vehicle Length	4890
Vehicle Width	2242
Vehicle Height	1949
Rear Entrance Height	1270
Interior Height	1310
A - Maximum Interior Floor Width (single rear seat)	920
B - Maximum Interior Floor Length	2460
C - Ramp Width	670
D - Ramp Length	860
Ramp Angle (degrees)	13

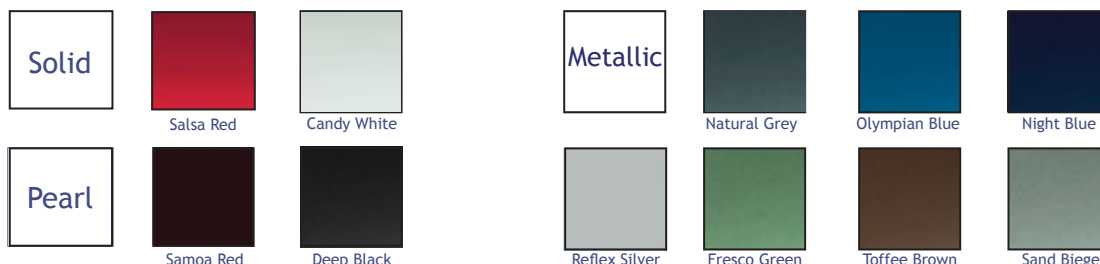
Engines	140PS TDI PD 2.0L	140TDI DSG 2.0L	180 BiTDI 2.0L	180 BiTDI DSG 2.0L
Urban	28.8	27.2	29.4	28.2
Extra urban	43.5	40.9	43.5	42.2
Combined	36.7	34.4	37.2	35.8
CO <sub>2</sub> (g/km) emissions	203	216	199	208

## Seating Layout Examples

There are several different wheelchair positions available for this vehicle. We have illustrated some of the most popular examples below. Please see the seating layout options for full details of the different choices available. To discuss options and costing please speak to one of our fully trained sales team.



## Colours



(Note: Not all colours available for all models. Some colours only available as optional extras.)



Lewis Reed (WAV) Ltd  
 Plantation Court  
 Plantation Road  
 Wirral International Business Park  
 Bromborough CH62 3QR

CALL FREE on 0800 247 1001\*

Fax: 0151 343 5361

E-mail: sales@lewisreedgroup.co.uk

Web: www.lewisreedgroup.co.uk



Different by Design®

\*Calls from UK landlines are free of charge, calls from mobile networks may incur additional charges, please check with your telephone provider for details

Every endeavour has been made to ensure that the information and details in the text of this brochure were accurate at the time of printing. The company reserves the right, whilst preserving the essential characteristics of the models described, to introduce at anytime modifications, changes of details, equipment or accessories as may be considered necessary to improve the model or for any other reason.