



Lewis Reed's Unique **All New** T5 Cruiser Mk III

At A Glance

- Up to 9 Seats
- Front Wheelchair Position Option
- Rear and Side Access
- 2 Wheelchair Positions
- Manual or Automatic Transmissions
- Short and Long Wheel Base Available



Different by Design[®]

Practical, flexible and highly accommodating



No compromises...



Lewis Reed has produced another outstanding specialist design; a high quality, comfortable, flexible conversion for you and your family.

With the ability to specify different vehicle access points, numerous seating arrangements, different wheelbases, roof heights and engines, you will find the T5 Cruiser is a class leading versatile modern conversion, perfect for you in every way.



Comfort

There are no compromises with the T5 Cruiser, the passenger floor area is finished in high specification carpet and trim and the options of privacy glass and front and rear air conditioning are available. Original seating is always used in all our Lewis Reed vehicles* plus the driver's seat is fully height adjustable. Electric front windows and mirrors, central locking and in-car entertainment CD and Radio come as standard. As you can see the T5 Cruiser really is a highly accommodating vehicle.



High Specification Carpet and Trim



Air Conditioning



Optional Cruise Control



Central Locking



In Car Entertainment

Flexible Seating

The T5 offers the ultimate in choice.



Front Passenger Position

We at Lewis Reed have put your needs first; we have uniquely designed a multitude of seating layouts for your individual choice which include up to 6 original VW seats as standard. An optional 2 further seats can be added and up to 5 wheelchair positions are available including a front passenger position. With the flexibility to remove seats from the vehicle, this will provide additional every day extra space for you and your family. Add to that the very best in design, quality, comfort and all round visibility, this amazingly versatile vehicle is one of the most flexible conversions on the market today.



Mid Passenger Position



Rear Passenger Position

Great Access

Our wheelchair positions are specifically designed around the most convenient access points to accommodate you. Twin sliding passenger doors allow easy access from both sides and our side lift fits discreetly under the side of the car allowing easy side access. However, if it's rear access you prefer you have the choice of our rear tail lift, ramp and winch or we can offer you our super low floor, lowering suspension and innovative TorSpring® ramp. This mechanism is lightweight, durable and simple to use.

Roof Height

The T5 comes as a standard, medium or high roof option. This allows you the opportunity to decide how much entrance height is required depending on the size of the wheelchair. With the enormous internal headroom available, even the largest of wheelchairs can be accommodated.

This means practically any wheelchair of virtually any size will be able to sit right up with passengers. This really is a fantastic vehicle that puts the wheelchair user first and accommodates every possible requirement.



Rear Tail Lift



Discreet Side Lift



Ultra Shallow Gradient TorSpring® Ramp



Medium Roof Option

T5 Cruiser MkIII Core Features

Comfort and Convenience

Electric front windows
Electric mirrors
Central locking
Twin side sliding doors
Original VW seats
Metallic paint
Air Conditioning
In dash RDS radio / CD

Cost Options

Satellite Navigation Pack A:
Monochrome screen, includes
Trip computer and battery.
Passenger airbag
Alloy wheels
Cruise control
Rear air con
Rear heater
Privacy glass
Front fog lights
CD changer - 6 disc
Colour coded bumpers

Plus many more options available please call to discuss

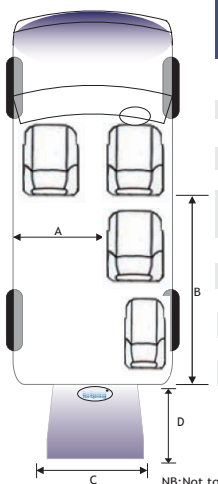
Conversion Options

Rear access lift
Side lift
Lowered floor and lowering
suspension with TorSpring®
ramp
Lowering suspension
2 Piece porta ramp and winch

Safety and Security

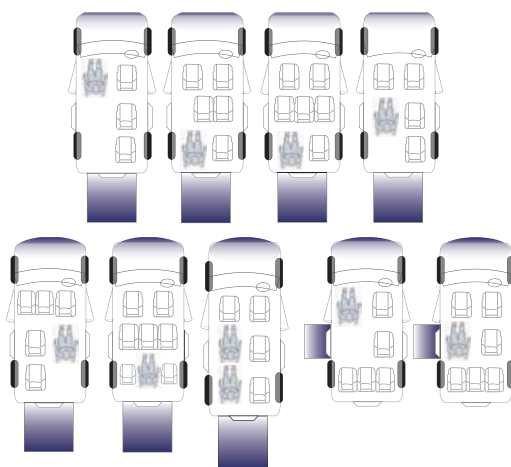
Insurance approved immobiliser
Locking fuel filler cap
Headrests on all seats
Side impact bar protection
Safety tested wheelchair and
occupant restraints
Safety tested rear access ramp or lift

T5 Cruiser MkIII Specifications



Dimensions (mm)	Std Roof	Med Roof	High Roof	Short Wheel Base	Long Wheel Base
Vehicle Length	-	-	-	4980	5290
Vehicle Width	2242	2242	2242	2242	2242
Vehicle Height	1969	2170	2470	-	-
Maximum Rear Entrance Height	1290	1290	1694	-	-
Maximum Interior Height	1390	1560	1880	-	-
A - Maximum Interior Floor Width (single rear seat)	920	920	920	-	-
B - Maximum Interior Floor Length	-	-	-	2370	2770
C - Portaramp Width	780	780	780	-	-
- Torspring® Ramp Width	670	670	670	-	-
D - Portaramp Length	1930	1930	1930	-	-
- Torspring® Ramp Length	860	860	860	860	860
Ramp Angle (degrees)	13	13	13	13	13


Seating Layout Options T5 Cruiser MkIII



There are a multitude of different seating layouts for these vehicles. We have illustrated some of the most popular ones above. To discuss further options and costings, please call and ask to speak to one of our advisors.

Engines	Manual/Auto	CO2 g/km	Economy (mpg) Combined	Brakes	Steering
2.0TDi 84PS	Manual	193	38.7	ABS Standard	Power Assisted
2.0TDi 102PS	Manual	193	38.7	ABS Standard	Power Assisted
2.0TDi 140PS	Manual/Auto	214	37.7	ABS Standard	Power Assisted
2.0TDi DSG 140PS	Manual/Auto	211	35.3	ABS Standard	Power Assisted
2.0TDi 4MOTION 140PS	Manual/Auto	214	34.9	ABS Standard	Power Assisted
2.0Bi Tdi 140PS	Manual/Auto	197	37.7	ABS Standard	Power Assisted

Colours



Engineered for you™
VW Accredited convertor



Wheelchair Accessible Vehicle Converters Association

Lewis Reed (WAV) Ltd
Unit 2
Plantation Court
Plantation Road
Wirral International
Business Park
Bromborough CH62 3QR

CALL FREE on 0800 247 1001*
Fax: 0151 343 5361
E-mail: sales@lewisreedgroup.co.uk
Web: www.lewisreedgroup.co.uk

*Calls from UK landlines are free of charge, calls from mobile networks may incur additional charges, please check with your telephone provider for details



Different by Design®

* We will always fit original seats where possible unless otherwise stated by the customer

Every endeavour has been made to ensure that the information and details in the text of this brochure were accurate at the time of printing. The company reserves the right, whilst preserving the essential characteristics of the models described, to introduce at anytime modifications, changes of details, equipment or accessories as may be considered necessary to improve the model or for any other reason.